

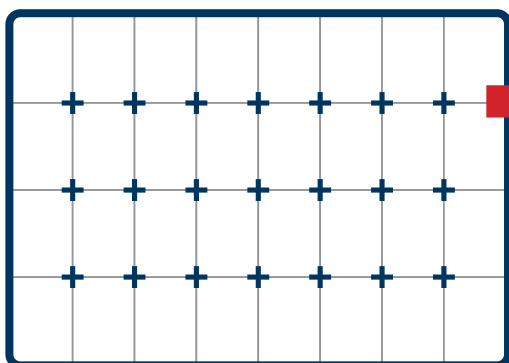
Inserts - system, compatibility and choice

The flexibility and choices don't just exist within the individual systems, but also between them. The inserts ensure many combinations between the Assorter Boxes in A4, A5 and A6 size, Pocketboxes, CarryLites, Boxxser, Compact, ToolCase and the 250-3 drawers for cabinets.

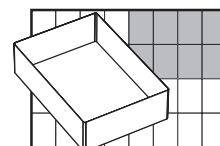
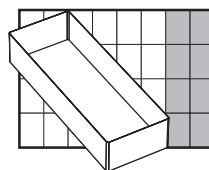
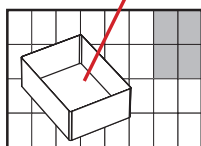
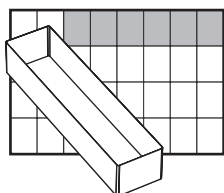
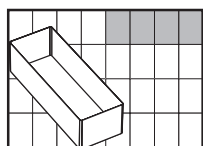
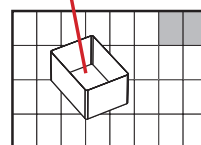
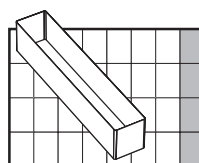
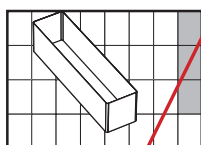
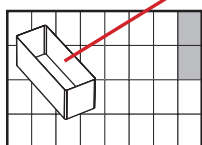
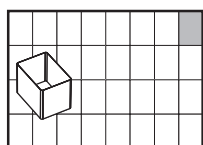
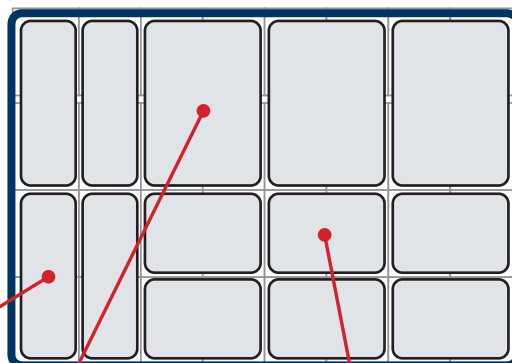
The wide range of inserts ensures that you can customise your raaco product to suit particular requirements - and just as easily move it again. The inserts and the contents stay in place thanks to a special installation system. Furthermore - it also makes even the smallest items easy to get hold of.

In the illustrations of the individual insert, a field is marked in grey which indicates how much the insert takes up and how it should be placed.

A template showing the bottom of a Assorter 4x8



An example of a combination with 3 types of inserts



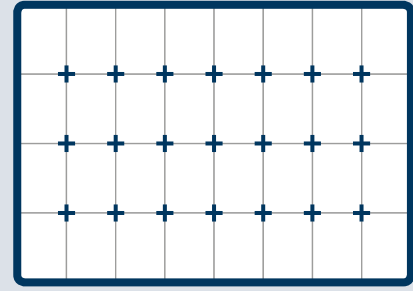
The illustrations show how many fields each insert cover the bottom of the box.

Inserts for Assorter 4x8



Assorter 55 4x8

Assorter 80 4x8

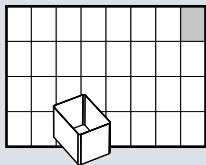


Assorter 4x8 is divided into 32 fields.

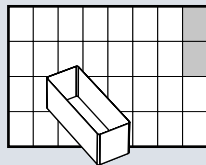
The following shows the inserts that can be used and how many fields they cover when combined in the boxes.

Insert 55-series

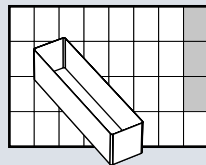
...to be used with Assorter 55 4x8



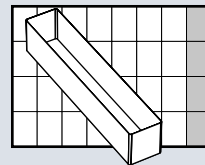
A9-1



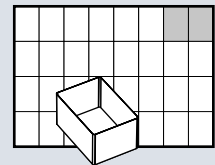
A9-2



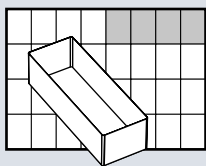
A9-3



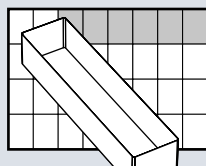
A9-4



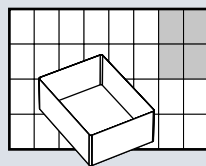
A8-1



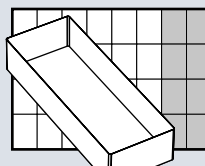
A8-2



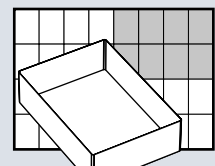
A8-3



A7-1



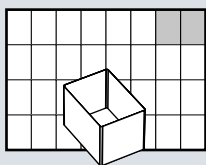
A7-2



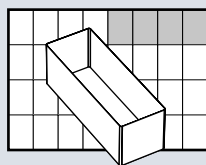
A6-1

Insert 80-series

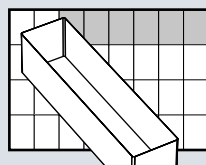
...to be used with Assorter 80 4x8



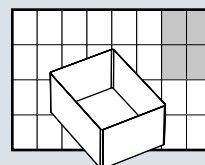
BA8-1



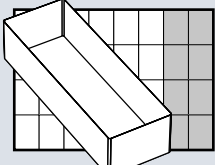
BA8-2



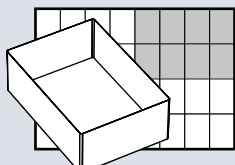
BA8-3



BA7-1



BA7-2



BA6-1